



lumini Solucoes em Iluminacao LTDA
www.lumini.com.br
Email: laboratorio@lumini.com.br
Tel: +55 11 3437-5555 Fax: +55 11 3437-5555
Address: Rua Ferreira Viana, 716 - Socorro - São Paulo/SP

lumini

LumCAT:

Luminaire: focus sm a dtw e fa

LampCAT: modulo led dtw 12W 27K irc 90

Ballast type: led driver 700mA

Report No:

Voltage(V): 127.7900

Test No:

Current(A): 0.1130

Number of Lamps: 1

Power (W): 14.1510

Lamp flux(lm): 924.0

PF: 0.9760

Length(mm): 55

Width(mm): 55

Phm Type: C

Height(mm): 0

Photometric Results

Lumens(lm): 631.32, Efficiency(%): 68.32% , Luminous Efficacy(lm/W): 44.61

Central intensity(cd): 1533.506, Maximum intensity(cd): 1533.923

Angle of maximum intensity: $C=0.0$ $\gamma=1.0$

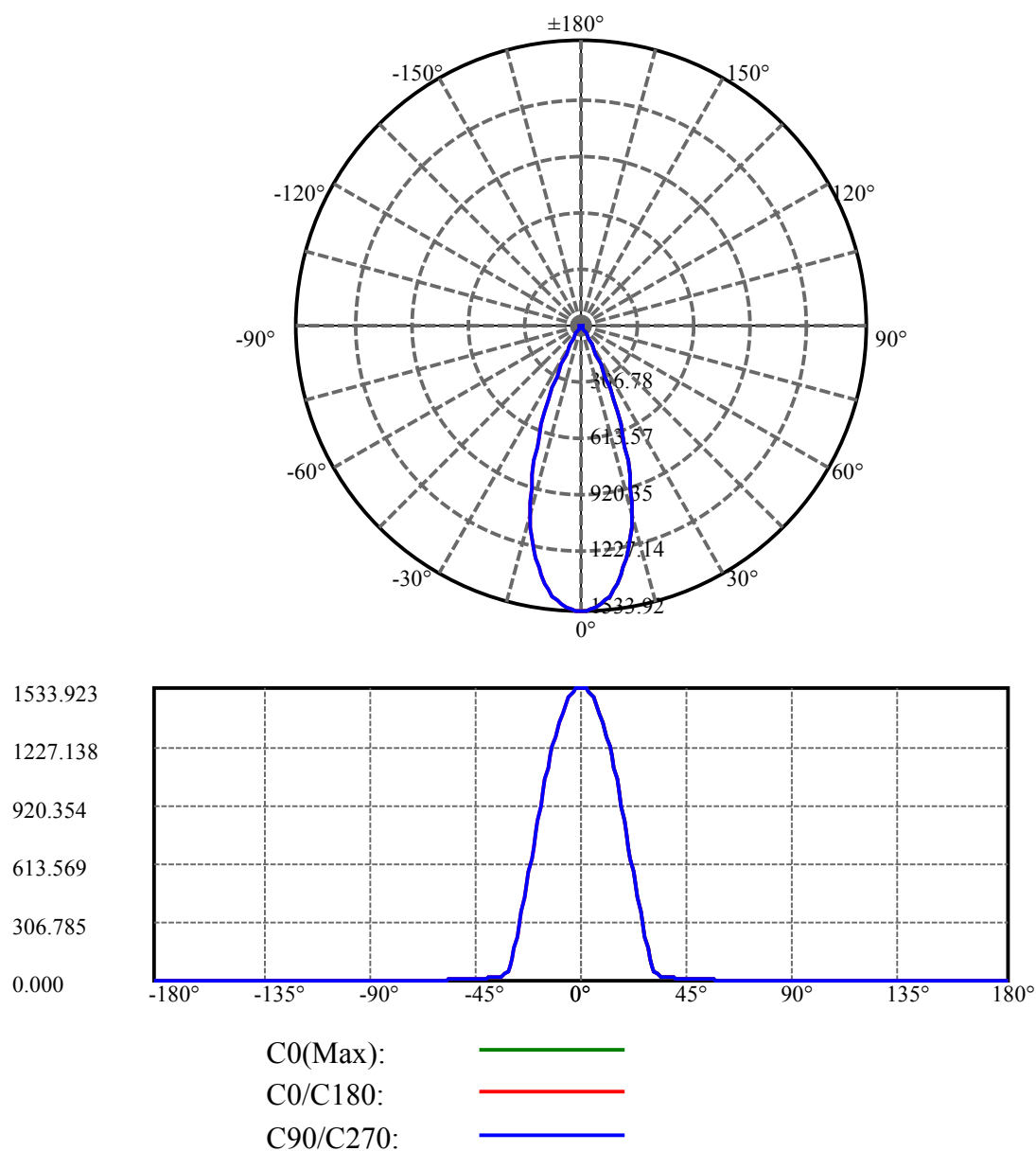
Beam angle of C0 plane : 38.01

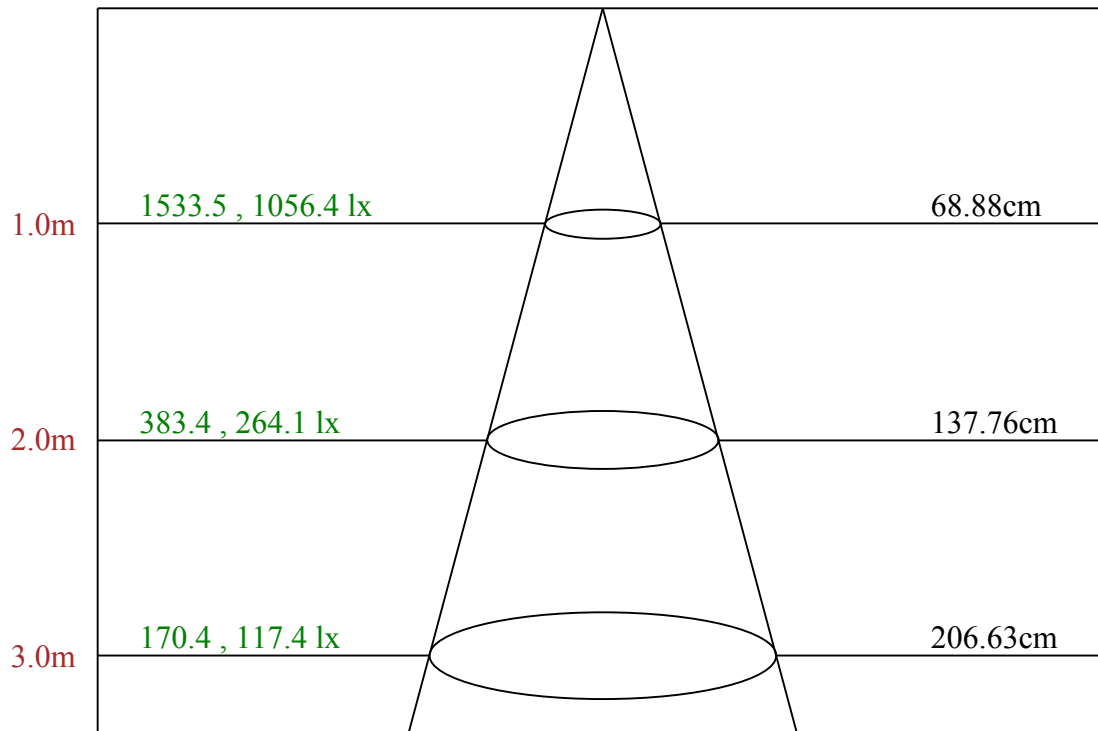
Average BeamAngle(IEC 61341): 38.01

Equipment: equipamento lumini
Temperature(°C): 25.0

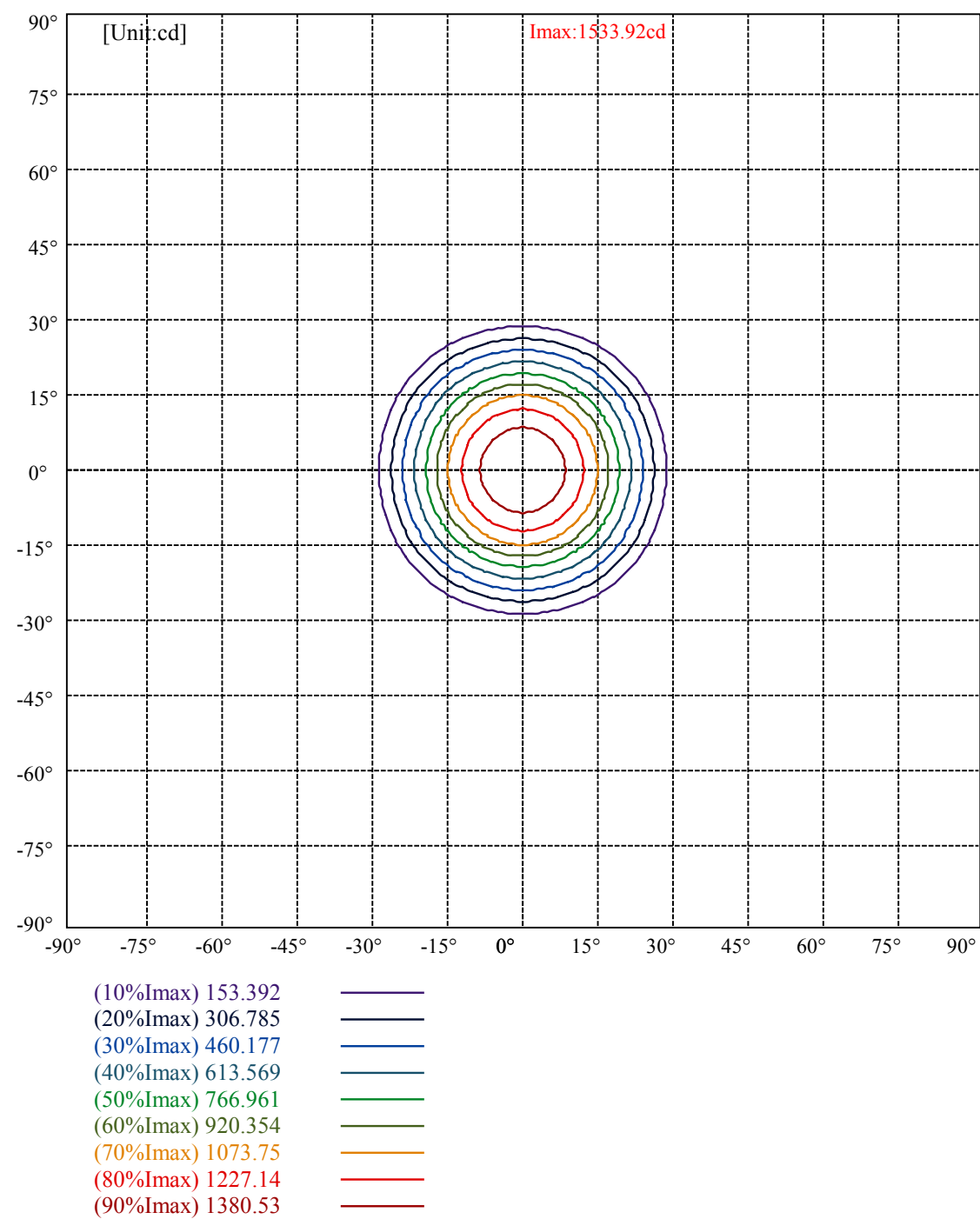
Date: 29/05/2025
Humidity(%): 58.0%

Operator: 01
Distance(m): 6.90





Max , Ave Beam angle of C0 plane 38.01



lumini

Luminance Limiting Curve(no luminous side)

Appendix Page: 5 Total:6

Luminance Table

γ	45	50	55	60	65	70	75	80	85
C0	4463	3578	3025	2758	2616	2238	2721	3841	7246
C45	4463	3578	3025	2758	2616	2238	2721	3841	7246
C90	4463	3578	3025	2758	2616	2238	2721	3841	7246

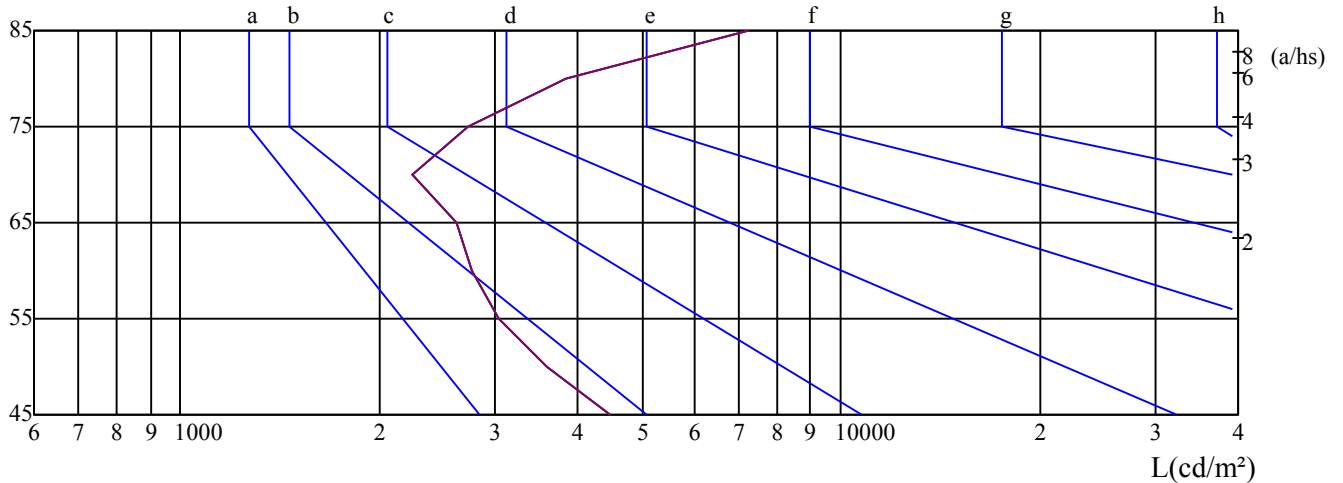
L(Hor)(65)	L(Ver)(65)	L45(65)	L(Hor)(75)	L(Ver)(75)	L45(75)	L(Hor)(85)	L(Ver)(85)	L45(85)
2616	2616	2616	2721	2721	2721	7246	7246	7246

Glare Table

Glare	Quality	Service Values Illuminance(lx)							
1.15	A	2000	1000	500	≤ 300				
1.5	B		2000	1000	500	≤ 300			
1.85	C			2000	1000	500	≤ 300		
2.2	D				2000	1000	500	≤ 300	
2.55	E					2000	1000	500	≤ 300
		a	b	c	d	e	f	g	h

Luminance Limiting Curve

$\gamma(^{\circ})$



C0 —

C45 —

C90 —

Equipment: equipamento lumini
Temperature($^{\circ}\text{C}$): 25.0

Date: 29/05/2025
Humidity(%): 58.0%

Operator: 01
Distance(m): 6.90

Illumination assessment according UGR											
Rf of Ceiling	70	70	50	50	30	70	70	50	50	30	
Rf of Wall	50	30	50	30	30	50	30	50	30	30	
Rf of Floor	20	20	20	20	20	20	20	20	20	20	
Room dimensions		Viewed crosswise					Viewed endwise				
X	Y										
2H	2H	7.80	8.70	8.20	9.06	9.43	8.25	9.15	8.65	9.51	9.88
	3H	8.64	9.45	9.07	9.83	10.23	9.08	9.88	9.50	10.26	10.66
	4H	9.18	9.93	9.62	10.32	10.74	9.53	10.28	9.97	10.67	11.09
	6H	10.02	10.70	10.48	11.12	11.57	10.28	10.96	10.74	11.38	11.83
	8H	10.58	11.23	11.04	11.66	12.12	10.80	11.45	11.26	11.87	12.33
	12H	11.32	11.93	11.78	12.37	12.84	11.47	12.08	11.93	12.52	12.98
4H	2H	8.12	8.87	8.56	9.26	9.68	8.50	9.25	8.94	9.64	10.06
	3H	9.13	9.75	9.59	10.19	10.66	9.48	10.10	9.94	10.54	11.01
	4H	9.90	10.44	10.38	10.90	11.40	10.16	10.70	10.64	11.16	11.66
	6H	10.95	11.43	11.46	11.92	12.42	11.13	11.60	11.64	12.10	12.60
	8H	11.69	12.14	12.22	12.63	13.15	11.83	12.27	12.35	12.77	13.29
	12H	12.63	13.04	13.16	13.53	14.10	12.71	13.11	13.23	13.60	14.17
8H	4H	10.17	10.61	10.69	11.11	11.63	10.40	10.84	10.92	11.33	11.86
	6H	11.53	11.90	12.08	12.41	12.97	11.67	12.03	12.21	12.55	13.11
	8H	12.54	12.84	13.10	13.39	13.94	12.64	12.94	13.21	13.50	14.04
	12H	13.74	13.97	14.32	14.52	15.09	13.78	14.01	14.36	14.56	15.13
12H	4H	10.26	10.67	10.79	11.16	11.72	10.48	10.88	11.00	11.37	11.94
	6H	11.78	12.08	12.35	12.64	13.19	11.91	12.21	12.48	12.77	13.31
	8H	12.87	13.09	13.44	13.65	14.22	12.95	13.18	13.53	13.74	14.30
Variation with the observer position at spacings:											
S = 1.0H		1.2/-1.0					1.2/-1.0				
S = 1.5H		1.7/-1.1					1.7/-1.1				
S = 2.0H		2.2/-1.1					2.2/-1.1				
Standard tables:		BKBF					BKBF				
Uncorrected UGR		-3.5					-3.5				

依据CIE Publ. 117 计算 UGR, S/H = 0.25